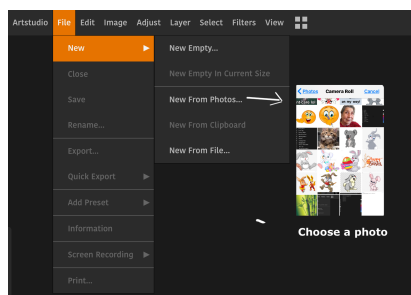
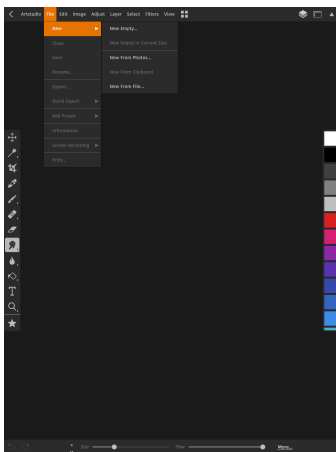
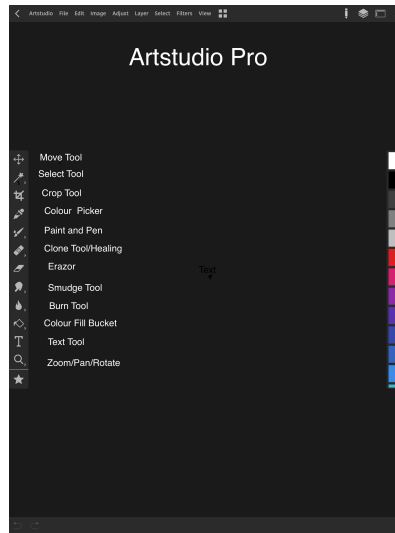
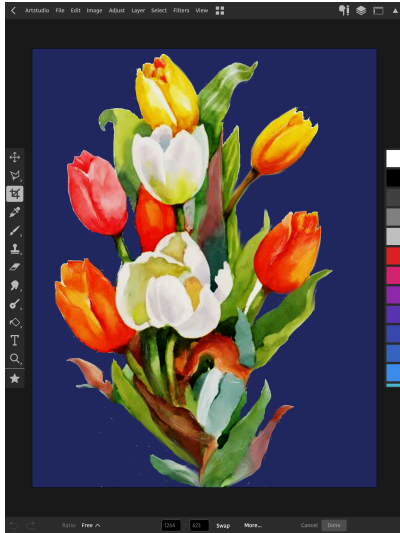




Artstudio Pro: Draw Paint Edit

Drawing, Painting, Image Editing

Presented by Win Nielsen and Thea Hall



How to import and Edit photos



1. Select "File" on top menubar
2. Select "New" —> "from Photos"
3. Tap on photo in library to open then Layer—>Duplicate. Close layer eye of original image to preserve and work on duplicate.
4. Crop if required
5. Select "Adjust" from top menubar and use the many effects to enhance image.
6. Select File—>Rename—>Close—> will save image in Artstudio library, which can be accessed by tapping < icon at left of top menu.