



- Question 3 – This question comes from Stephanie
- Can you explain the difference between Google and Google Chrome and advise what I should see in the search bar once I have switched to Google Chrome?

ANSWER:


.... So we have Google and Google Chrome



- Firstly, we need to understand the difference between a “browser” and a “search engine”

- A web browser, or simply “**browser**”, is an application used to access and view websites. Common web browsers include: Microsoft Edge, Internet Explorer, **Google Chrome**, Mozilla Firefox, Apple, and others.

Web browsers



- A “**search engine**” is a website that helps people find web pages from other websites. Some popular search engines in the world include: **Google**, Microsoft Bing, Yahoo, Baidu, Yandex, DuckDuckGo, Ask.com.




- **Do I need both Chrome and Google?**

- Chrome just happens to be the stock browser for Android devices. It also provides a broad reach for performing a great variety of searches.
- On my laptop I only use Chrome (which although it is labelled as Chrome, is in effect “Google Chrome”) as it gives me all the facilities to navigate, search and find all the elements I need from the web.
- On my phone (iPhone) I have both as they serve different functions depending on how you would prefer to use them.



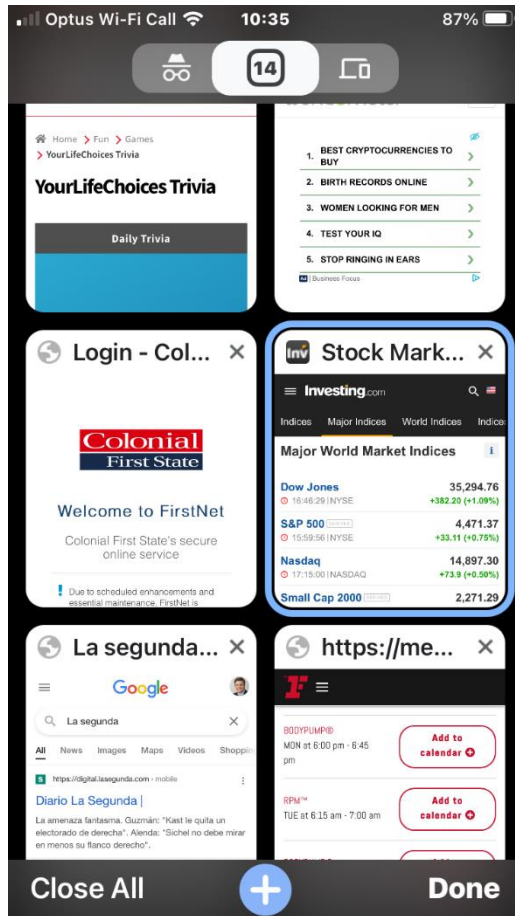
GOOGLE ON MY iPhone



- This is a screenshot of the first page of my iPhone showing the various applications I use
- Here you will see “Chrome” and “Google”



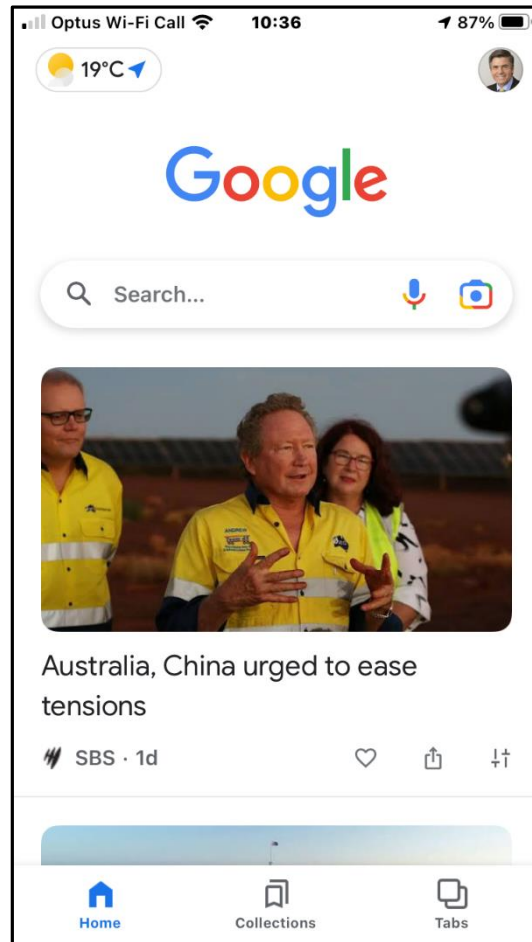
GOOGLE ON MY iPHONE



- This is a screenshot of the “Chrome” application when opened.
- I keep it in this fashion as it “stores” the various websites I have loaded and tend to use with frequency.
- It saves me time.
- If I press “+” I can load a new screen to load a new URL (Uniform Resource Locator) or do a search.



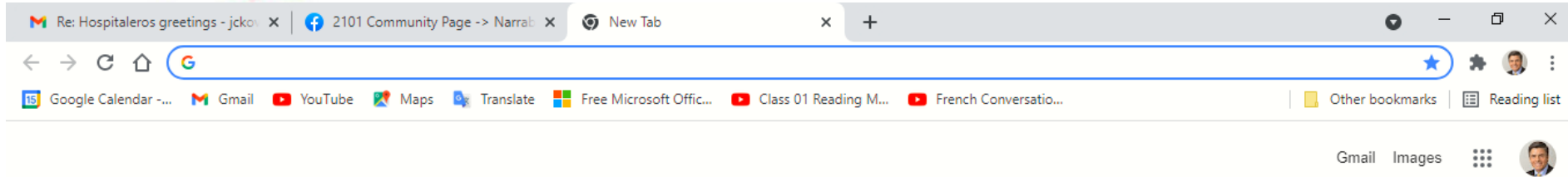
GOOGLE ON MY iPHONE




- This is a screenshot of the “Google” application when opened.
- It normally opens with various “news” which are “suggested” by Google according to my preferences. This is done using an algorithm which tracks what my choices are.
- It also allows for me to do searches on subjects and/or websites.



GOOGLE ON MY LAPTOP

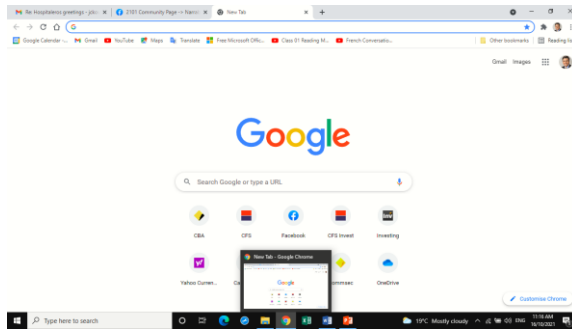


Search Google or type a URL



Customise Chrome





- This is a screenshot of the “Google” application on my laptop.
- I left the small screen at the bottom to highlight that although it is supposed to be “Google” it reads “Google Chrome”
- The centre portion, it has icons of previous pages I opened... another algorithm. This is to facilitate my workings.



OTHER RELEVANT ISSUES

- To assist the user in maintaining “privacy” there are some options available.
- Incognito Windows –
 - none of your browsing history, cookies and site data, or information entered in forms are saved on your device.
 - Your ISP is still traced and could be “sold” such that hacker would like to upset you
- History Browsing – could be erased either partial or total.